

**ANTHOLOGY NORTH  
DUPLEXES**  
CENTURY COMMUNITIES

ELEVATION - A

	SCHEME 2A	SCHEME 3A	SCHEME 4A	SCHEME 5A	SCHEME 6A
<b>ROOF</b>	GAF CHARCOAL	GAF CHARCOAL	GAF CHARCOAL	GAF CHARCOAL	GAF CHARCOAL
<b>BODY 1 + GARAGE</b>	SHERWIN WILLIAMS SW 7661 REFLECTION	SHERWIN WILLIAMS SW 7643 PUSSYWILLOW	SHERWIN WILLIAMS SW 7081 SENSUOUS GRAY	SHERWIN WILLIAMS SW 6204 SEA SALT	SHERWIN WILLIAMS SW 7669 SUMMIT GRAY
<b>TRIM</b>	SHERWIN WILLIAMS SW 7076 CYBERSPACE	SHERWIN WILLIAMS SW 7020 BLACK FOX	SHERWIN WILLIAMS SW 9154 PERLE NOIR	SHERWIN WILLIAMS SW 7622 HOMBURG GRAY	SHERWIN WILLIAMS SW 7069 IRON ORE
<b>BODY 2</b>	SHERWIN WILLIAMS SW 9143 CADET	SHERWIN WILLIAMS SW 7015 REPOSE GRAY	SHERWIN WILLIAMS SW 7667 ZIRCON	SHERWIN WILLIAMS SW 6206 OYSTER BAY	SHERWIN WILLIAMS SW 6252 ICE CUBE
<b>ENTRY</b>	SHERWIN WILLIAMS SW 7591 RED BARN	SHERWIN WILLIAMS SW 2838 POLISHED MAHOGANY	SHERWIN WILLIAMS SW 7069 IRON ORE	SHERWIN WILLIAMS SW 0005 DEEPEST MAUVE	SHERWIN WILLIAMS SW 6222 RIVERWAY

ELEVATION - B

	SCHEME 2B	SCHEME 3B	SCHEME 4B	SCHEME 5B	SCHEME 6B
<b>ROOF</b>	GAF WEATHERED WOOD	GAF WEATHERED WOOD	GAF WEATHERED WOOD	GAF WEATHERED WOOD	GAF WEATHERED WOOD
<b>BODY 1</b>	SHERWIN WILLIAMS SW 9143 CADET	SHERWIN WILLIAMS SW 7643 PUSSYWILLOW	SHERWIN WILLIAMS SW 7081 SENSUOUS GRAY	SHERWIN WILLIAMS SW 6204 SEA SALT	SHERWIN WILLIAMS SW 7669 SUMMIT GRAY
<b>TRIM</b>	SHERWIN WILLIAMS SW 7661 REFLECTION	SHERWIN WILLIAMS SW 7015 REPOSE GRAY	SHERWIN WILLIAMS SW 7667 ZIRCON	SHERWIN WILLIAMS SW 7006 EXTRA WHITE	SHERWIN WILLIAMS SW 6252 ICE CUBE
<b>BODY 2 + GARAGE</b>	SHERWIN WILLIAMS SW 6257 GIBRALTAR	SHERWIN WILLIAMS SW 9168 ELEPHANT EAR	SHERWIN WILLIAMS SW 7082 STUNNING SHADE	SHERWIN WILLIAMS SW 9132 ACACIA HAZE	SHERWIN WILLIAMS SW 7674 PEPPERCORN
<b>ENTRY</b>	SHERWIN WILLIAMS SW 7591 RED BARN	SHERWIN WILLIAMS SW 2838 POLISHED MAHOGANY	SHERWIN WILLIAMS SW 7069 IRON ORE	SHERWIN WILLIAMS SW 0005 DEEPEST MAUVE	SHERWIN WILLIAMS SW 6222 RIVERWAY
<b>STONE</b>	ENVIRONMENTAL STONE MOUNTAIN LEDGE TUNDRA	ENVIRONMENTAL STONE MOUNTAIN LEDGE CHAMPAGNE	ENVIRONMENTAL STONE MOUNTAIN LEDGE TUNDRA	ENVIRONMENTAL STONE SOUTHERN LEDGE OSCEOLA	ENVIRONMENTAL STONE SOUTHERN LEDGE OSCEOLA

# ANTHOLOGY NORTH DUPLEXES: CENTURY COMMUNITIES

STELLA

02NOV21

## SCHEME 2A


### ROOF

GAF TIMBERLINE  
CHARCOAL



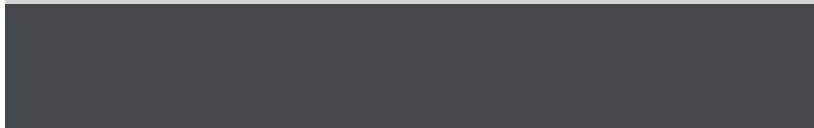
### BODY 1 + GARAGE

SHERWIN WILLIAMS  
SW 7661: REFLECTION



### TRIM

SHERWIN WILLIAMS  
SW 7076: CYBERSPACE



### BODY 2

SHERWIN WILLIAMS  
SW 9143: CADET



### ENTRY

SHERWIN WILLIAMS  
SW 7591: RED BARN



# ANTHOLOGY NORTH DUPLEXES: CENTURY COMMUNITIES

STELLA

02NOV21

## SCHEME 2B

### ROOF

GAF TIMBERLINE  
WEATHERED WOOD




### BODY 1

SHERWIN WILLIAMS  
SW 9143: CADET



### TRIM

SHERWIN WILLIAMS  
SW 7661: REFLECTION



### BODY 2 + GARAGE

SHERWIN WILLIAMS  
SW 6257: GIBRALTAR



### ENTRY

SHERWIN WILLIAMS  
SW 7591: RED BARN



### STONE

ENVIRONMENTAL STONE  
MOUNTAIN LEDGE  
TUNDRA



# ANTHOLOGY NORTH DUPLEXES: CENTURY COMMUNITIES

STELLA

02NOV21

## SCHEME 3A

### ROOF

GAF TIMBERLINE  
CHARCOAL



### BODY 1 + GARAGE

SHERWIN WILLIAMS  
SW 7643: PUSSYWILLOW




### TRIM

SHERWIN WILLIAMS  
SW 7020: BLACK FOX



### BODY 2

SHERWIN WILLIAMS  
SW 7015: REPOSE GRAY



### ENTRY

SHERWIN WILLIAMS  
SW 2838: POLISHED MAHOGANY



# ANTHOLOGY NORTH DUPLEXES: CENTURY COMMUNITIES

STELLA

02NOV21

## SCHEME 3B

### ROOF

GAF TIMBERLINE  
WEATHERED WOOD




### BODY 1

SHERWIN WILLIAMS  
SW 7643: PUSSYWILLOW



### TRIM

SHERWIN WILLIAMS  
SW 7015: REPOSE GRAY



### BODY 2 + GARAGE

SHERWIN WILLIAMS  
SW 9168: ELEPHANT EAR



### ENTRY

SHERWIN WILLIAMS  
SW 2838: POLISHED MAHOGANY



### STONE

ENVIRONMENTAL STONE  
MOUNTAIN LEDGE  
TUNDRA



# ANTHOLOGY NORTH DUPLEXES: CENTURY COMMUNITIES

STELLA

02NOV21

## SCHEME 4A

### ROOF

GAF TIMBERLINE  
CHARCOAL



### BODY 1 + GARAGE

SHERWIN WILLIAMS  
SW 7081: SENSUOUS GRAY




### TRIM

SHERWIN WILLIAMS  
SW 9154: PERLE NOIR




### BODY 2

SHERWIN WILLIAMS  
SW 7667: ZIRCON



### ENTRY

SHERWIN WILLIAMS  
SW 7069: IRON ORE



# ANTHOLOGY NORTH DUPLEXES: CENTURY COMMUNITIES

STELLA

02NOV21

## SCHEME 4B

### ROOF

GAF TIMBERLINE  
WEATHERED WOOD




### BODY 1

SHERWIN WILLIAMS  
SW 7081: SENSUOUS GRAY



### TRIM

SHERWIN WILLIAMS  
SW 7667: ZIRCON




### BODY 2 + GARAGE

SHERWIN WILLIAMS  
SW 7082: STUNNING SHADE



### ENTRY

SHERWIN WILLIAMS  
SW 7069: IRON ORE



### STONE

ENVIRONMENTAL STONE  
MOUNTAIN LEDGE  
TUNDRA





# ANTHOLOGY NORTH DUPLEXES: CENTURY COMMUNITIES

STELLA

02NOV21

## SCHEME 5A


### ROOF

GAF TIMBERLINE  
CHARCOAL



### BODY 1 + GARAGE

SHERWIN WILLIAMS  
SW 6204: SEA SALT



### TRIM

SHERWIN WILLIAMS  
SW 7622: HOMBURG GRAY



### BODY 2

SHERWIN WILLIAMS  
SW 6206: OYSTER BAY



### ENTRY

SHERWIN WILLIAMS  
SW 0005: DEEPEST MAUVE



# ANTHOLOGY NORTH DUPLEXES: CENTURY COMMUNITIES

STELLA

02NOV21

## SCHEME 5B


### ROOF

GAF TIMBERLINE  
WEATHERED WOOD




### BODY 1

SHERWIN WILLIAMS  
SW 6204: SEA SALT



### TRIM

SHERWIN WILLIAMS  
SW 7006: EXTRA WHITE



### BODY 2 + GARAGE

SHERWIN WILLIAMS  
SW 9132: ACACIA HAZE



### ENTRY

SHERWIN WILLIAMS  
SW 0005: DEEPEST MAUVE



### STONE

ENVIRONMENTAL STONE  
MOUNTAIN LEDGE  
OSCEOLA



# ANTHOLOGY NORTH DUPLEXES: CENTURY COMMUNITIES

STELLA

02NOV21

## SCHEME 6A

### ROOF

GAF TIMBERLINE  
CHARCOAL




### BODY 1 + GARAGE

SHERWIN WILLIAMS  
SW 7669: SUMMIT GRAY




### TRIM

SHERWIN WILLIAMS  
SW 7069: IRON ORE



### BODY 2

SHERWIN WILLIAMS  
SW 6252: ICE CUBE



### ENTRY

SHERWIN WILLIAMS  
SW 6222: RIVERWAY



# ANTHOLOGY NORTH DUPLEXES: CENTURY COMMUNITIES

STELLA

02NOV21

## SCHEME 6B

### ROOF

GAF TIMBERLINE  
WEATHERED WOOD




### BODY 1

SHERWIN WILLIAMS  
SW 7669: SUMMIT GRAY



### TRIM

SHERWIN WILLIAMS  
SW 6252: ICE CUBE



### BODY 2 + GARAGE

SHERWIN WILLIAMS  
SW 7674: PEPPERCORN



### ENTRY

SHERWIN WILLIAMS  
SW 6222: RIVERWAY



### STONE

ENVIRONMENTAL STONE  
MOUNTAIN LEDGE  
OSCEOLA

