


ANTHOLOGY WEST HOMEOWNERS ASSOCIATION


**EXTERIOR COLOR SELECTIONS
BENJAMIN MOORE PAINTS**

SCHEME G604

BODY: AF-140 PENSIVE



TRIM: 1471 SHORELINE



ACCENT #1: 2129-30 BLUE NOTE



ACCENT #2: HC-166 KENDALL CHARCOAL




ACCENT #3: 2100-10 MOCHA MADNESS ACCENT #4: 979 STAMPEDE

**Due to individual computer monitor settings, colors may not be reflective of actual paint colors.
Final scheme selections should be done using the palette binders and / or manufacturers color cards.
See Design Guidelines for submittal requirements or send questions to designreview@pcms.net.**


ANTHOLOGY WEST HOMEOWNERS ASSOCIATION

SCHEME G605

BODY: HC-95 SAG HARBOR GRAY




TRIM: 1066 BARELY BEIGE



ACCENT #1: 2129-30 BLUE NOTE



ACCENT #2: HC-166 KENDALL CHARCOAL



ACCENT #3: 2100-10 MOCHA MADNESS ACCENT #4: 979 STAMPEDE

Due to individual computer monitor settings, colors may not be reflective of actual paint colors. Final scheme selections should be done using the palette binders and / or manufacturers color cards. See Design Guidelines for submittal requirements or send questions to designreview@pcms.net.


ANTHOLOGY WEST HOMEOWNERS ASSOCIATION

SCHEME G606

BODY: AF-340 OAT STRAW




TRIM: 1471 SHORELINE



ACCENT #1: 2129-30 BLUE NOTE



ACCENT #2: HC-166 KENDALL CHARCOAL



ACCENT #3: 2100-10 MOCHA MADNESS ACCENT #4: 979 STAMPEDE

Due to individual computer monitor settings, colors may not be reflective of actual paint colors. Final scheme selections should be done using the palette binders and / or manufacturers color cards. See Design Guidelines for submittal requirements or send questions to designreview@pcms.net.


ANTHOLOGY WEST HOMEOWNERS ASSOCIATION

SCHEME G607

BODY: AF-100 PASHMINA




TRIM: 1471 SHORELINE



ACCENT #1: 2129-30 BLUE NOTE



ACCENT #2: HC-166 KENDALL CHARCOAL



ACCENT #3: 2100-10 MOCHA MADNESS ACCENT #4: 979 STAMPEDE

Due to individual computer monitor settings, colors may not be reflective of actual paint colors. Final scheme selections should be done using the palette binders and / or manufacturers color cards. See Design Guidelines for submittal requirements or send questions to designreview@pcms.net.


ANTHOLOGY WEST HOMEOWNERS ASSOCIATION

SCHEME G608

BODY: 1033 HILLSBOROUGH BEIGE



TRIM: 1066 BARELY BEIGE



ACCENT #1: 2129-30 BLUE NOTE



ACCENT #2: HC-166 KENDALL CHARCOAL



ACCENT #3: 2100-10 MOCHA MADNESS




Due to individual computer monitor settings, colors may not be reflective of actual paint colors. Final scheme selections should be done using the palette binders and / or manufacturers color cards. See Design Guidelines for submittal requirements or send questions to designreview@pcms.net.


ANTHOLOGY WEST HOMEOWNERS ASSOCIATION

SCHEME G609

BODY: 1474 CAPE MAY COBBLESTONE



TRIM: 1066 BARELY BEIGE



ACCENT #1: 2129-30 BLUE NOTE



ACCENT #2: HC-166 KENDALL CHARCOAL



ACCENT #3: 2100-10 MOCHA MADNESS



Due to individual computer monitor settings, colors may not be reflective of actual paint colors. Final scheme selections should be done using the palette binders and / or manufacturers color cards. See Design Guidelines for submittal requirements or send questions to designreview@pcms.net.


ANTHOLOGY WEST HOMEOWNERS ASSOCIATION

SCHEME G610

BODY: 1074 ALPACA



TRIM: 1471 SHORELINE



ACCENT #1: 2129-30 BLUE NOTE



ACCENT #2: HC-166 KENDALL CHARCOAL



ACCENT #3: 2100-10 MOCHA MADNESS

Due to individual computer monitor settings, colors may not be reflective of actual paint colors. Final scheme selections should be done using the palette binders and / or manufacturers color cards. See Design Guidelines for submittal requirements or send questions to designreview@pcms.net.


ANTHOLOGY WEST HOMEOWNERS ASSOCIATION

SCHEME G611

BODY: 977 BRANDON BEIGE



TRIM: 1066 BARELY BEIGE



ACCENT #1: 2129-30 BLUE NOTE



ACCENT #2: HC-166 KENDALL CHARCOAL



ACCENT #3: 2100-10 MOCHA MADNESS




Due to individual computer monitor settings, colors may not be reflective of actual paint colors. Final scheme selections should be done using the palette binders and / or manufacturers color cards. See Design Guidelines for submittal requirements or send questions to designreview@pcms.net.


ANTHOLOGY WEST HOMEOWNERS ASSOCIATION

SCHEME G612

BODY: 1061 BRUNSWICK BEIGE



TRIM: 1066 BARELY BEIGE



ACCENT #1: 2129-30 BLUE NOTE



ACCENT #2: HC-166 KENDALL CHARCOAL




ACCENT #3: 2100-10 MOCHA MADNESS

Due to individual computer monitor settings, colors may not be reflective of actual paint colors. Final scheme selections should be done using the palette binders and / or manufacturers color cards. See Design Guidelines for submittal requirements or send questions to designreview@pcms.net.


ANTHOLOGY WEST HOMEOWNERS ASSOCIATION

SCHEME G613


BODY #1: 1033 HILLSBOROUGH BEIGE




BODY #2: 1018 SHABBY CHIC



TRIM: 970 WHITE DOWN




ACCENT #3: FOX HOLLOW BROWN



ACCENT #4: 1623 BRITANIA BLUE



ACCENT #5: HC-166 KENDALL CHARCOAL



ACCENT #6: 461 ROSE PINE



ACCENT #7: 970 WHITE DOWN

Due to individual computer monitor settings, colors may not be reflective of actual paint colors. Final scheme selections should be done using the palette binders and / or manufacturers color cards. See Design Guidelines for submittal requirements or send questions to designreview@pcms.net.


ANTHOLOGY WEST HOMEOWNERS ASSOCIATION

SCHEME G614

BODY #1: AF-100 PASHMINA




BODY #2: 977 BRANDON BEIGE



TRIM: 858 ATHENA




ACCENT #3: FOX HOLLOW BROWN



ACCENT #4: 1623 BRITANIA BLUE



ACCENT #5: HC-166 KENDALL CHARCOAL



ACCENT #6: 461 ROSE PINE



ACCENT #7: 970 WHITE DOWN

Due to individual computer monitor settings, colors may not be reflective of actual paint colors. Final scheme selections should be done using the palette binders and / or manufacturers color cards. See Design Guidelines for submittal requirements or send questions to designreview@pcms.net.


ANTHOLOGY WEST HOMEOWNERS ASSOCIATION

SCHEME G615

BODY #1: AF-340 OAT STRAW



BODY #2: HC-38 DECATUR BUFF



TRIM: 964 WHITE SAND



ACCENT #3: 1235 FOX HOLLOW BROWN



ACCENT #4: 461 ROSE PINE




ACCENT #5: 964 WHITE SAND

Due to individual computer monitor settings, colors may not be reflective of actual paint colors. Final scheme selections should be done using the palette binders and / or manufacturers color cards. See Design Guidelines for submittal requirements or send questions to designreview@pcms.net.


ANTHOLOGY WEST HOMEOWNERS ASSOCIATION

SCHEME G616

BODY #1: AF-195 TERRA BELLA



BODY #2: HC-55 WINTHROP PEACH



TRIM: 1074 ALPACA



ACCENT #3: FOX HOLLOW BROWN



ACCENT #4: 1623 BRITANIA BLUE



ACCENT #5: HC-166 KENDALL CHARCOAL



ACCENT #6: 461 ROSE PINE



ACCENT #7: 1074 ALPACA

Due to individual computer monitor settings, colors may not be reflective of actual paint colors. Final scheme selections should be done using the palette binders and / or manufacturers color cards. See Design Guidelines for submittal requirements or send questions to designreview@pcms.net.


ANTHOLOGY WEST HOMEOWNERS ASSOCIATION

SCHEME G617

BODY #1: INNER BALANCE



BODY #2: HC-95 SAG HARBOR GRAY



TRIM: 962 GRAY MIST



ACCENT #3: FOX HOLLOW BROWN



ACCENT #4: 1623 BRITANIA BLUE



ACCENT #5: HC-166 KENDALL CHARCOAL



ACCENT #6: 461 ROSE PINE




ACCENT #7: 962 GRAY MIST

Due to individual computer monitor settings, colors may not be reflective of actual paint colors. Final scheme selections should be done using the palette binders and / or manufacturers color cards. See Design Guidelines for submittal requirements or send questions to designreview@pcms.net.


ANTHOLOGY WEST HOMEOWNERS ASSOCIATION

SCHEME G618

BODY #1: 1474 CAPE MAY COBBLESTONE



BODY #2: 1475 GRAYSTONE



TRIM: 858 ATHENA



ACCENT #3: FOX HOLLOW BROWN



ACCENT #4: 1623 BRITANIA BLUE



ACCENT #5: HC-166 KENDALL CHARCOAL



ACCENT #6: 461 ROSE PINE




ACCENT #7: 858 ATHENA

Due to individual computer monitor settings, colors may not be reflective of actual paint colors. Final scheme selections should be done using the palette binders and / or manufacturers color cards. See Design Guidelines for submittal requirements or send questions to designreview@pcms.net.


ANTHOLOGY WEST HOMEOWNERS ASSOCIATION

SCHEME G619

BODY #1: 1074 ALPACA



BODY #2: 1061 BRUNSWICK BEIGE



TRIM: 1156 PUPPY PAWS



ACCENT #3: FOX HOLLOW BROWN



ACCENT #4: 1623 BRITANIA BLUE



ACCENT #5: HC-166 KENDALL CHARCOAL



ACCENT #6: 461 ROSE PINE



ACCENT #7: 1156 PUPPY PAWS

Due to individual computer monitor settings, colors may not be reflective of actual paint colors. Final scheme selections should be done using the palette binders and / or manufacturers color cards. See Design Guidelines for submittal requirements or send questions to designreview@pcms.net.


ANTHOLOGY WEST HOMEOWNERS ASSOCIATION

SCHEME G620


BODY #1: 977 BRANDON BEIGE



BODY #2: 982 CEDAR KEY





TRIM: 855 CLOUD COVER




ACCENT #3: FOX HOLLOW BROWN



ACCENT #4: HC-166 KENDALL CHARCOAL



ACCENT #5: 461 ROSE PINE



ACCENT #6: 855 CLOUD COVER

Due to individual computer monitor settings, colors may not be reflective of actual paint colors. Final scheme selections should be done using the palette binders and / or manufacturers color cards. See Design Guidelines for submittal requirements or send questions to designreview@pcms.net.


ANTHOLOGY WEST HOMEOWNERS ASSOCIATION

SCHEME G621

BODY: 1600 TIMBER WOLF



TRIM: OC-151 WHITE



ACCENT: REGENT GREEN




Due to individual computer monitor settings, colors may not be reflective of actual paint colors. Final scheme selections should be done using the palette binders and / or manufacturers color cards. See Design Guidelines for submittal requirements or send questions to designreview@pcms.net.


ANTHOLOGY WEST HOMEOWNERS ASSOCIATION

SCHEME G622


BODY: 2165-50 PEARL HARBOR



TRIM: 1235 FOX HOLLOW BROWN



ACCENT: OC-17 WHITE DOVE




Due to individual computer monitor settings, colors may not be reflective of actual paint colors. Final scheme selections should be done using the palette binders and / or manufacturers color cards. See Design Guidelines for submittal requirements or send questions to designreview@pcms.net.


ANTHOLOGY WEST HOMEOWNERS ASSOCIATION

SCHEME G623

BODY: 1005 HAZELWOOD



TRIM: HC-166 KENDALL CHARCOAL



ACCENT: HC-66 GARRISON RED



Due to individual computer monitor settings, colors may not be reflective of actual paint colors. Final scheme selections should be done using the palette binders and / or manufacturers color cards. See Design Guidelines for submittal requirements or send questions to designreview@pcms.net.


ANTHOLOGY WEST HOMEOWNERS ASSOCIATION

SCHEME G624

BODY: 991 GREGE AVENUE



TRIM: 1245 SEQUOIA



ACCENT: HC-166 GARRISON RED



**Due to individual computer monitor settings, colors may not be reflective of actual paint colors.
Final scheme selections should be done using the palette binders and / or manufacturers color cards.
See Design Guidelines for submittal requirements or send questions to designreview@pcms.net.**