


SUNMARKE COMMUNITY ASSOCIATION

**EXTERIOR COLOR SELECTIONS
KWAL PAINTS**

SCHEME #1

BODY: CL2682M HOUND




TRIM: CL3231W PLACID



ACCENT 1: CL3117A GRAPHITE



ACCENT 2: CL3175A LEAD



ACCENT 3: CL2597N LOG JAM


ACCENT 4: CI2885A JACK-IN-THE-PULPIT

**Due to individual computer monitor settings, colors may not be reflective of actual paint colors.
Final scheme selections should be done using the palette binders and / or manufacturers color cards.
See Design Guidelines for submittal requirements or send questions to designreview@pcms.net.**

SUNMARKE COMMUNITY ASSOCIATION

SCHEME #2

BODY: CL2923M FLOURSHING



TRIM: CL1010W SNOW VALLEY



ACCENT 1: CL3117A GRAPHITE



ACCENT 2: CL3175A LEAD



ACCENT 3: CL2597N LOG JAM


ACCENT 4: CI2885A JACK-IN-THE-PULPIT

Due to individual computer monitor settings, colors may not be reflective of actual paint colors. Final scheme selections should be done using the palette binders and / or manufacturers color cards. See Design Guidelines for submittal requirements or send questions to designreview@pcms.net.

SUNMARKE COMMUNITY ASSOCIATION

SCHEME #3

BODY: CL2802M BABOUCHE



TRIM: CL3231W PLACID



ACCENT 1: CL3117A GRAPHITE



ACCENT 2: CL3175A LEAD



ACCENT 3: CL2597N LOG JAM



ACCENT 4: CI2885A JACK-IN-THE-PULPIT

Due to individual computer monitor settings, colors may not be reflective of actual paint colors. Final scheme selections should be done using the palette binders and / or manufacturers color cards. See Design Guidelines for submittal requirements or send questions to designreview@pcms.net.

SUNMARKE COMMUNITY ASSOCIATION

SCHEME #4

BODY: CL2882M BERG




TRIM: CL3231W PLACID



ACCENT 1: CL3117A GRAPHITE



ACCENT 2: CL3175A LEAD



ACCENT 3: CL2597N LOG JAM

ACCENT 4: CI2885A JACK-IN-THE-PULPIT

Due to individual computer monitor settings, colors may not be reflective of actual paint colors. Final scheme selections should be done using the palette binders and / or manufacturers color cards. See Design Guidelines for submittal requirements or send questions to designreview@pcms.net.

SUNMARKE COMMUNITY ASSOCIATION

SCHEME #5

BODY: CL1271D ENDPOINT



TRIM: CL1010W SNOW VALLEY



ACCENT 1: CL3117A GRAPHITE



ACCENT 2: CL3175A LEAD



ACCENT 3: CL2597N LOG JAM




Due to individual computer monitor settings, colors may not be reflective of actual paint colors. Final scheme selections should be done using the palette binders and / or manufacturers color cards. See Design Guidelines for submittal requirements or send questions to designreview@pcms.net.

SUNMARKE COMMUNITY ASSOCIATION

SCHEME #6

BODY: CL3233M CAPRICORN



TRIM: CL1010W SNOW VALLEY



ACCENT 1: CL3117A GRAPHITE



ACCENT 2: CL3175A LEAD



ACCENT 3: CL2597N LOG JAM



Due to individual computer monitor settings, colors may not be reflective of actual paint colors. Final scheme selections should be done using the palette binders and / or manufacturers color cards. See Design Guidelines for submittal requirements or send questions to designreview@pcms.net.

SUNMARKE COMMUNITY ASSOCIATION

SCHEME #7

BODY: CL2742W KNOTT



TRIM: CL3231W PLACID



ACCENT 1: CL3117A GRAPHITE



ACCENT 2: CL3175A LEAD



ACCENT 3: CL2597N LOG JAM




Due to individual computer monitor settings, colors may not be reflective of actual paint colors. Final scheme selections should be done using the palette binders and / or manufacturers color cards. See Design Guidelines for submittal requirements or send questions to designreview@pcms.net.

SUNMARKE COMMUNITY ASSOCIATION

SCHEME #8

BODY: CL2854D WOOD ASH



TRIM: CL1010W SNOW VALLEY



ACCENT 1: CL3117A GRAPHITE



ACCENT 2: CL3175A LEAD



ACCENT 3: CL2597N LOG JAM



Due to individual computer monitor settings, colors may not be reflective of actual paint colors. Final scheme selections should be done using the palette binders and / or manufacturers color cards. See Design Guidelines for submittal requirements or send questions to designreview@pcms.net.


SUNMARKE COMMUNITY ASSOCIATION

SCHEME #9

BODY: CL2744D DINGO



TRIM: CL1010W SNOW VALLEY



ACCENT 1: CL3117A GRAPHITE



ACCENT 2: CL3175A LEAD



ACCENT 3: CL2597N LOG JAM




Due to individual computer monitor settings, colors may not be reflective of actual paint colors. Final scheme selections should be done using the palette binders and / or manufacturers color cards. See Design Guidelines for submittal requirements or send questions to designreview@pcms.net.


SUNMARKE COMMUNITY ASSOCIATION

SCHEME #10

BODY 1: CL1271D ENDPOINT



BODY 2: CL1268W RYE



TRIM: CL2671W SUGAR LOAF




ACCENT 1: CL2595D BUFFALO



ACCENT 2: CL3106D SONIC BOOM



ACCENT 3: CL3175A LEAD



ACCENT 4: CL2975D PINOT GREENIO




ACCENT 5: CL2671W SUGAR LOAF

Due to individual computer monitor settings, colors may not be reflective of actual paint colors. Final scheme selections should be done using the palette binders and / or manufacturers color cards. See Design Guidelines for submittal requirements or send questions to designreview@pcms.net.

SUNMARKE COMMUNITY ASSOCIATION

SCHEME #11


BODY 1: CL2882M BERG



BODY 2: CL2883D MEXICAN TEA



TRIM: CL2851W FILTERED



ACCENT 1: CL2595D BUFFALO



ACCENT 2: CL3106D SONIC BOOM



ACCENT 3: CL3175A LEAD



ACCENT 4: CL2975D PINOT GREENIO




ACCENT 5: CL2851W FILTERED

Due to individual computer monitor settings, colors may not be reflective of actual paint colors. Final scheme selections should be done using the palette binders and / or manufacturers color cards. See Design Guidelines for submittal requirements or send questions to designreview@pcms.net.

SUNMARKE COMMUNITY ASSOCIATION

SCHEME #12

BODY 1: CL2802M BABOUCHE



BODY 2: CL2803D ASTRON




TRIM: CL2891W STAR THISTLE



ACCENT 1: CL2595D BUFFALO



ACCENT 2: CL2975D PINOT GREENIO



ACCENT 3: CL2891W STAR THISTLE

Due to individual computer monitor settings, colors may not be reflective of actual paint colors. Final scheme selections should be done using the palette binders and / or manufacturers color cards. See Design Guidelines for submittal requirements or send questions to designreview@pcms.net.


SUNMARKE COMMUNITY ASSOCIATION

SCHEME #13

BODY 1: CL2713M OINTMENT



BODY 2: CL2714M CHAT UP



TRIM: CL2742W KNOTT



ACCENT 1: CL2595D BUFFALO



ACCENT 2: CL3106D SONIC BOOM



ACCENT 3: CL3175A LEAD



ACCENT 4: CL2975D PINOT GREENIO



ACCENT 5: CL2742W KNOTT

Due to individual computer monitor settings, colors may not be reflective of actual paint colors. Final scheme selections should be done using the palette binders and / or manufacturers color cards. See Design Guidelines for submittal requirements or send questions to designreview@pcms.net.


SUNMARKE COMMUNITY ASSOCIATION

SCHEME #14

BODY 1: CL2922W WHITE WOOD



BODY 2: CL2923M FLOURISHING



TRIM: CLW1007W BLAEBERRY



ACCENT 1: CL2595D BUFFALO



ACCENT 2: CL3106D SONIC BOOM



ACCENT 3: CL3175A LEAD




ACCENT 4: CL2975D PINOT GREENIO ACCENT 5: CLW1007W BLAEBERRY

Due to individual computer monitor settings, colors may not be reflective of actual paint colors. Final scheme selections should be done using the palette binders and / or manufacturers color cards. See Design Guidelines for submittal requirements or send questions to designreview@pcms.net.

SUNMARKE COMMUNITY ASSOCIATION

SCHEME #15

BODY 1: CL3233M CAPRICORN



BODY 2: CL3234D SHOAL



TRIM: CL2851W FILTERED



ACCENT 1: CL2595D BUFFALO



ACCENT 2: CL3106D SONIC BOOM



ACCENT 3: CL3175A LEAD



ACCENT 4: CI2885A JACK-IN-THE-PULPIT




ACCENT 5: CL2851W FILTERED

Due to individual computer monitor settings, colors may not be reflective of actual paint colors. Final scheme selections should be done using the palette binders and / or manufacturers color cards. See Design Guidelines for submittal requirements or send questions to designreview@pcms.net.


SUNMARKE COMMUNITY ASSOCIATION

SCHEME #16

BODY 1: CL2742W KNOTT



BODY 2: CL2744D DINGO



TRIM: CL2711W FOWLER



ACCENT 1: CL2595D BUFFALO



ACCENT 2: CL3106D SONIC BOOM



ACCENT 3: CL3175A LEAD



ACCENT 4: CL2975D PINOT GREENIO




ACCENT 5: CL2711W FOWLER

Due to individual computer monitor settings, colors may not be reflective of actual paint colors. Final scheme selections should be done using the palette binders and / or manufacturers color cards. See Design Guidelines for submittal requirements or send questions to designreview@pcms.net.


SUNMARKE COMMUNITY ASSOCIATION

SCHEME #17

BODY 1: CL2854D WOOD ASH



BODY 2: CL2852W SIBERIA





TRIM: CLW1029W SHEEP SKIN



ACCENT 1: CL2595D BUFFALO



ACCENT 2: CL3175A LEAD



ACCENT 4: CL2975D PINOT GREENIO ACCENT 4: CLW1029W SHEEP SKIN

Due to individual computer monitor settings, colors may not be reflective of actual paint colors. Final scheme selections should be done using the palette binders and / or manufacturers color cards. See Design Guidelines for submittal requirements or send questions to designreview@pcms.net.

SUNMARKE COMMUNITY ASSOCIATION

SCHEME #18

BODY: CL3173M EXCALIBUR



TRIM: #10 WHITE



ACCENT: CL3037 LOW LYING




Due to individual computer monitor settings, colors may not be reflective of actual paint colors. Final scheme selections should be done using the palette binders and / or manufacturers color cards. See Design Guidelines for submittal requirements or send questions to designreview@pcms.net.

SUNMARKE COMMUNITY ASSOCIATION

SCHEME #19


BODY: CL2752W ORTHODOX



TRIM: CL2595D BUFFALO



ACCENT: #62 WHITE SHADOW




**Due to individual computer monitor settings, colors may not be reflective of actual paint colors.
Final scheme selections should be done using the palette binders and / or manufacturers color cards.
See Design Guidelines for submittal requirements or send questions to designreview@pcms.net.**

SUNMARKE COMMUNITY ASSOCIATION

SCHEME #20

BODY: CL3273W KAZOO



TRIM: CL3216A BRAINCHILD



ACCENT: CL2566A FANCY CLOSURE



**Due to individual computer monitor settings, colors may not be reflective of actual paint colors.
Final scheme selections should be done using the palette binders and / or manufacturers color cards.
See Design Guidelines for submittal requirements or send questions to designreview@pcms.net.**

SUNMARKE COMMUNITY ASSOCIATION

SCHEME #21

BODY: CL2633M SHALIMAR



TRIM: CL2574D CRUMBLED WALL



ACCENT: CL2566A FANCY CLOSURE



**Due to individual computer monitor settings, colors may not be reflective of actual paint colors.
Final scheme selections should be done using the palette binders and / or manufacturers color cards.
See Design Guidelines for submittal requirements or send questions to designreview@pcms.net.**